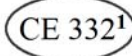
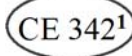
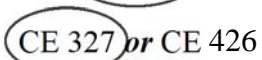
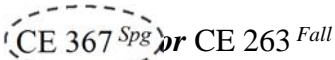

 'required' course

 'recommended' course

A. CE Area Introductory Courses - 5 required (in different areas) (circle 5):

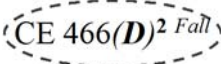
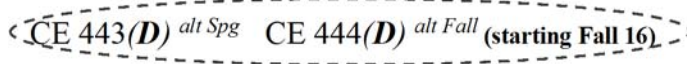

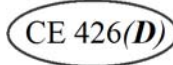
CE 305  CE 332¹  CE 342¹ CE 373 CE 383 *or* CE 487 *Spg*
 CE 327 *or* CE 426 CE 437 *Fall or Spg*  CE 367 *Spg or Fall*

B. Engineering Science Elective - Thermo or Circuits (circle one): MAE 301 ECE 331

C. Engineering Capstone Course (circle one):  CE 420 *CE 450 (Fall/Spring - starting Spg 16)

***Students who have the Pre & CoReq's for CE 440, CE 400, & CE 480 will enroll in CE 450 starting Spring 2016**

D. Engineering Elective - 6 required, at least one Design (*D*) course in 2 different areas (circle 6):

Coastal; Water Res Engr: CE 383(*D*) CE 487 *Spg* CE 484(*D*) *Fall* CE 488(*D*) *Fall*
 Computing; Systems: CE 339 *Spg* CE 437 *Fall*
 Construction Engr: CE 263 *Fall* CE 367(*D*) *Spg* CE 463² *Fall*  CE 466(*D*)² *Fall*
 Environmental Engr: CE 373 CE 476(*D*) *Fall* CE 477(*D*) *Spg* CE 478 *Fall* CE 479 *Spg*
 Geotechnical Engr: CE 342¹ CE 435 *alt Spg*  CE 443(*D*) *alt Spg* CE 444(*D*) *alt Fall* (starting Fall 16)
 Structural Engr³:  CE 325 CE 327(*D*)  CE 426(*D*) *at least one recommended*
 Transportation Engr: CE 305(*D*) CE 401 *Fall* CE 402(*D*) *Fall* CE 403(*D*) *Spg* CE 413(*D*) *Fall*
 Other CE courses: CE 301¹ CE 332¹

E. CE Laboratory Experiences - 3 required:

(CE 381 and CE 324 satisfy the lab experience requirement; you can "double" count lab experience courses in this section)

1. CE 342 (required) 2. CE 332 (required) 3. CE 324

F. CE/MA/SCI: _____

Any other CE course, or any MA 3xx or higher, or any of the following: MEA 200, SSC 200, FOR 260, FOR/BIO/FW 221, or PY 328, that is **not** used to satisfy another graduation requirement. Other courses can be used with prior consent by dept.

G. Basic Science Electives (circle 1): MEA 101 BIO 183 MEA 200 SSC 200 FOR 260 FOR/BIO/FW 221
 CH 201 **cannot** be used as a Basic Science Elective (ABET), but **can** be used as a CE/MA/SCI elective

Notes:

¹ indicates a lab experience course (CE 301, CE 332 and CE 342)

² priority given to CON degree students (CE 463 and CE 466)

³ in consultation with your advisor and with the approval of the instructor, students may enroll in a **CE 5xx Structural Engineering and Mechanics** course